



GENEROSITY IN CREATIVE PRAYER: HARVEST

A collection of generosity
prayer stations for use during
the Harvest season



How to use this booklet

Each prayer station in this booklet comes with a cover page and an activity guide - you are welcome to print the activity guides to be part of your prayer stations, and would recommend laminating them.

About the Contributors

This resource has been compiled by members of the Generous Giving teams in the Dioceses of York, Leicester and Liverpool, with Giving in Grace.

Copyright

This resource is copyright © York Diocesan Board of Finance and Liverpool Diocesan Board of Finance 2022. Churches are welcome to use this resource free of charge.





Generosity in Creative Prayer

This pack contains instructions and photographs for the prayer stations around the theme of Generosity.

They are designed to enable churches explore their thinking around giving & generosity, and can be created and located within church buildings and settings throughout generosity week, as a stand-alone activity, or as part of an act of worship.

There is no specific chronological order, you can choose to use all or just one station dependant on your plan or context.

Each station is self-led and interactive, and can be used by individuals, families, children & young people.

This resource includes

- Lists of all the resources required to create a station
- A photograph of how the completed station will look
- Guidance on the how the station is to be used
- Each station will require the reflection /instruction sheets, all can be downloaded, photocopied. *Avoid laminating to reduce unnecessary use of plastic.*



Contents

Page 4-7 Family Generosity

An activity for families to take home

Page 8-11 God's Dry Stone Wall

Prayer reflection for adults

Page 12-13 We are Living Stones

Prayer reflection for children

Page 14-17 Vision of Possibility

Prayer reflection for all ages

Page 18-21 Handful of Rice

Prayer reflection for all ages

Page 22-42 Bread of Life Stations

Flour, Water, Salt, Yeast, Taste and See!

A close-up, warm-toned photograph of golden wheat stalks. The wheat is in sharp focus, showing the texture of the grains and the long, thin awns. The background is a soft, out-of-focus field of similar wheat, creating a sense of depth and abundance. The overall color palette is a range of warm, golden-brown and yellow tones, evoking a sense of harvest and natural beauty. Overlaid on the center of the image is the text "Family Generosity" in a clean, white, serif font.

Family Generosity

Family Generosity

Wondering time

When we talk about “Sharing” often we think only of children, yet we all have to decide whether to share or not, regardless of our age. When we share not only do others benefit but we do too, its often easy to think about what we don’t have, instead of what God has given us. God has given us more than enough to share with others.

I wonder...

- *Why Jesus wanted to feed the 5,000 people*
- *What the little boy felt like when he saw Jesus use his food for the miracle?*
- *What does this story tell you about Jesus?*
- *How we could share with others who have less than us?*
- *Should we only share with people who are poor?*
- *What would it feel like if nobody shared with you?*

Activity - Generosity Picnic tablecloth

- Use a plain paper tablecloth or roll of lining paper to create a table covering or picnic cloth that you can draw on.
- Add words, doodles, pictures, prayers, that you feel describe, sharing and being generous.
- Then add words and pictures to show all the things you are grateful for.
- Make sure to include all the names of people who have shown generosity to your family.
- Then enjoy a family picnic!

Generosity Challenge

- Decide how you aim to share your time, talents or financial treasure
- As a family share small acts of kindness to others you could simply “Smile at everyone you meet”
- Make a “Sharing jar” and try to fill it with any loose coins you find then give it away to your church or a charity.

Prayer time

Take turns in thanking God for all you have been given and for help in sharing.

Family Generosity

"All ages have the ability to be generous & God's stewards"

Family Talk Time...

- How does your family talk about money? What words do you use?
- What does it mean to be a generous family?
- Does every family member know how you share and are generous with what we have been given?
- Do you support your church or a charity/organisation?
- Who decides what you should give?
- How much of your spending is based on "wants or needs" or what you see "advertised"?
- Why should we share or give?
- Who has been generous to your family?

Family Generosity

Storytime: Read the story or watch the video together

God's Story John 6:1-14 (NCV).

“When Jesus saw the large crowd coming toward him, he asked Philip, ‘Where will we get enough food to feed all these people?’ He said this to test Philip, since he already knew what he was going to do. Philip answered, ‘Don’t you know that it would take almost a year’s wages just to buy only a little bread for each of these people?’ Andrew, the brother of Simon Peter, was one of the disciples. He spoke up and said, ‘There is a boy here who has five small loaves of barley bread, and two fish. But what good is that with all these people?’ The ground was covered with grass, and Jesus told his disciples to have everyone sit down. About five thousand men were in the crowd. Jesus took the bread in his hands and gave thanks to God. Then he passed the bread to the people and he did the same with the fish, until everyone had plenty to eat. The people ate all they wanted, and Jesus told his disciples to gather up the leftovers so that nothing would be wasted. The disciples gathered them up and filled twelve large baskets with what was left over from the five barley loaves. After the people had seen Jesus work this miracle, they began saying, ‘This must be the Prophet who is come into the world!’ ”



credit www.TaylorMation.co.uk

God's Dry Stone Wall



You will need:


- Copies of the two reflection sheets (print pages 10-11)
- Copy of "Gods Dry stone wall" poem
- Large pebbles (washed)
- An area to build the prayer cairn

The Display:

- A basket to hold the stones
- A few chairs for people to sit while reading the cards
- A space to build the prayer cairn or lay the stones (keep safety in mind when deciding where)

Activity:

- Read the poem
- Read the reflection
- Choose a stone/read
- Place stone on the Prayer cairn



God's Dry Stone Wall

So many stones,
small, large, smooth, jagged, new, old,
fitting into this craggy, jigsaw body,

different sizes, different shapes.

All vital, all part of a bigger picture,
not a construction designed to keep others out,

but a welcoming, generous temple,
a kind of place to call home,
a lighthouse, a divine landmark,
a place where all varieties of stone may fit together.

Standing on the kind of rock that many overlook:
the kind of rock that will stand forever.

Written by Dave Hopwood



God's Dry Stone Wall

We are all living stones of the church, with Jesus as the cornerstone.



Corner Stone:

Jesus is called the corner or foundation stone and each of one of us make up the living stones of his church in the world.

I Wonder:

- Do you fully play your part as a living stone, here in this place, as an individual?

Foundation Stone:

Jesus is the foundation stone on which we should build our lives.

I Wonder:

- Is your whole life built with Jesus as the foundation, or do you sometimes try to go it alone?



God's Dry Stone Wall

Choose a stone from the basket, hold it in your hand,
look at it, feel its texture.

Sit quietly & use the stone as a focus for your prayers.

Are you holding your stone very tightly?

Could there be anything in your life that you are holding on to too tightly? Something you need to let go of, put down, loosen your hold of?

Are you holding the stone loosely?

Is there something in your life that you are holding to loosely or carelessly? Something you need to take more care of, be more aware of? Something you need to accept from God?

Are your hands full?

Is the stone filling your hands, so you feel that you can't hold anything else? Is something filling your life that is preventing you from coming before God with empty hands, ready and willing?

Are you carrying a burden?

Feel the weight of the stone, is it heavy for its size? Are you struggling to carry a heavy load –a worry, anxiety, guilt or pain that is wearing you down?

Ask God to show you anything you need to put down, let go of, or to take more care of.

Add your stone to the prayer cairn as a reminder that you are a living stone, a part of this church.

We are Living Stones



You will need:

- Copies of the reflection card (print page 13)
- Clean pebbles
- A basket or container for the pebbles
- Felt pens /selection of stickers

The Display:

- A table with the pebbles /pens /stickers

Activity

- *Writing own name on the pebble*
- *Creating a design on the pebble*
- *Place pebble on the prayer cairn*
- *Say the prayer*



We are Living Stones

God wants to build a strong church and we are all part of this no matter how old we are.

"You are a living stone, part of God's church"

Choose a stone to decorate with your own name & design, then place it with all the other stones on the prayer cairn.

"I pray that this church is a place where all children are made welcome and feel at home"



Vision of Possibility



You will need:

- Copies of reflection and action pages (print pages 16-17)
- A branch from a tree in a pot or a small fake tree
- Pre-cut leaf shapes (see pg 15)
- Pens/coloured pencils

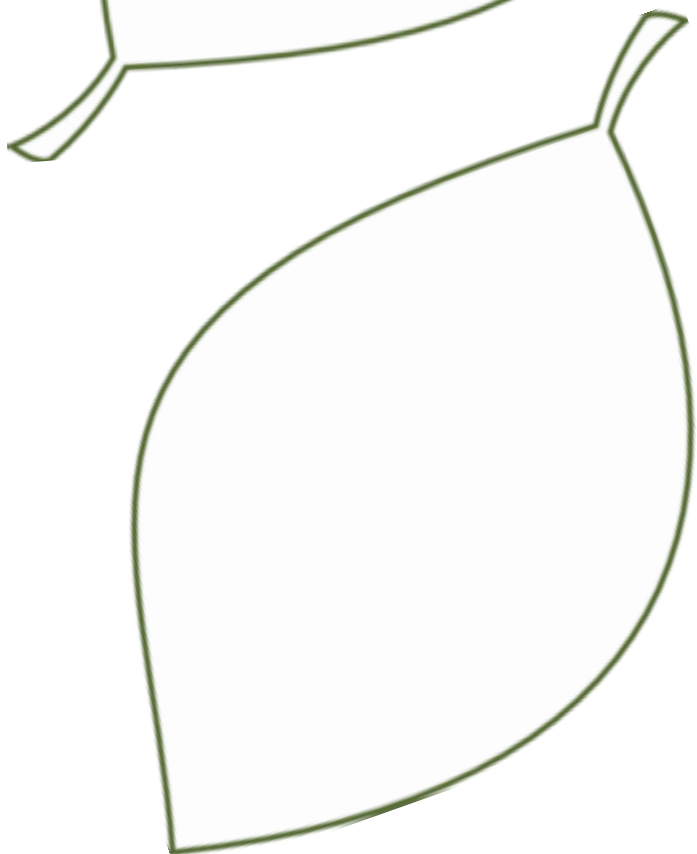



The Display:

- A small table to display the branch or tree
- A basket to hold the leaf cut-outs
- Small seeds
- A bowl to hold the seeds
- The reading on a separate card (optional)

Activity:

- To reflect on their own generosity/giving
- Write/draw their prayer on the leaf shape





Vision of Possibility

Matthew 30:31-32

He told them another parable “The kingdom of heaven is like a mustard seed, which a man took and planted in his field. Though it is the smallest of all seeds, yet when it grows, it is the largest of all garden plants and becomes a tree, so that the birds come and perch in its branches.

Reflection

- Look at the seeds
- See how very tiny they are?
- How could such a small seed grow into something significant, providing for others?
- Think of things in your life, that you want to offer to God to grow.
- Sowing small seeds is difficult, but there are options available to help
- The size of the offering isn't important, the act of generosity is.

Vision of Possibility

Take a tiny seed hold it in your hand.

Think about how something so small could possibly grow to make a difference?

Now think about your own generosity and how it too could make a difference

However small the offering, Jesus has the power to use it to transform and grow Gods kingdom

Pray about what you could offer, then choose a leaf & hang it on the tree as a symbol of your generosity.



A Handful of Rice




You will need:

- Copies of the reflection cards (print pages 19-21)
- Cards to take away about giving in church or a small offertory bowl whichever you decide to use.
- A wooden bowl for the rice
- Rice
- A laptop to show the video "A handful of Rice" found at www.vimeo.com/generositypath

The Display:

- A Small table or space
- Cloth to cover /decorate table with
- Vegetables/firewood if using the film

Credits: www.tearfund.org



A Handful of Rice

If everyone gives a little each day, great things can be achieved.

Buhfai tham ('A Handful of rice') began in the state of Mizoram in north-east India in 1970.

It is a practice where each family puts aside a handful of rice every time they cook a meal. At the end of the week they gather it altogether and offer it to the church.

The church in turn sells the rice, which then generates income to support its work.

Over time, the amount of rice given has increased and people have also started to give other things including firewood, vegetables and other produce. The result is the churches in Mizoram are now self-sufficient.



A Handful of Rice

*Mizo people say,
"As long as we have something to eat every day,
we have something to give to God everyday."*

Imagine putting a handful rice aside at mealtimes on Monday, and Tuesday, and Wednesday, and Thursday and Friday.

Then not having any food at all to eat on a Saturday!
How tempting would it be to just cook that rice and not go to church, or go and not give the rice at the offering?

I wonder...

How often do we say we will give later...

When we have more money

When we make more money

When we have what WE need

Then it will be much easier to give!

**How much do we need to be as generous
as the people of Mizoram?**

When we will be so grateful for what God has given us, that we will become as generous as the people of Mizoram?

How is the best way to express our thanksgiving to God?

It is best expressed through our generosity. It is time for us to show our gratitude to God through our generosity, and to share what we have however great or small with others.

A Handful of Rice

Take some rice in your hand
As you hold the rice, pray this prayer

*Lord, I thank you for all you have given to me
I pray that you will give me, a generous heart, a
giving heart and a grateful heart
Always willing to share what I have with others.
Amen.*

Now take a giving card away with you





Bread of Life

Flour

This station encourages participants to look at different types of flour. White bread is made from bread that has had all the goodness removed and uses only the bulky and filling elements. Sometimes life feels like this we fill it up with stuff that ultimately isn't very fulfilling. When Jesus said 'I am the bread of life' we should be considering the wholegrain version that is good for us and filling. Participants are encouraged to hold a handful of wholegrain flour and reflect on areas of their own lives that feel 'white bread': filling but not nourishing.



You will need

- Copy of the instruction card and the grain anatomy image (print pages 24-26)
- A large bowl filled with whole grain flour
- Earthy toned fabric
- Wholemeal Flour
- Some bags full of flour

Display

- Set up the table and drape the fabric over
- Place the instruction card and grain anatomy image front and centre
- Place the bowl of wholemeal flour
- Dot different examples of wheat grain and flour around the rest of the table



Flour

Flour, the bulk ingredient of bread, is made by milling (or crushing) wheat. We may be used to seeing fields of golden wheat blowing in the breeze but let's for a moment consider one little grain of corn.

A grain is made up of:

- **Bran:** the outer skin, which is packed full of fibre.
- **Germ:** the embryo of the grain: the seed that reproduces more grains. It is rich in nutrients like Iron, Vitamin B-6 and Magnesium, as well as fibre and protein.
- **Endosperm:** the starchy food for the Germ. White bread is made by taking out the goodness of the fibrous bran and the nutritious germ, and using only the endosperm – the bulky and filling part.

Sometimes life can feel a bit like this: full to bursting with activity and responsibility, but ultimately not very fulfilling. We can feel forced to focus on earning money, keeping up with those around us and keeping up appearances, rather than being true to ourselves, to others, and to God.

When Jesus said: **'I am the bread of life'**, we should definitely be thinking of wholegrain bread – packed full of things that are good for us, as well as filling. Jesus puts the goodness into life: assuring us that we are loved, and helping us to live in a way that is better for us, our families, our communities and the world.

Flour

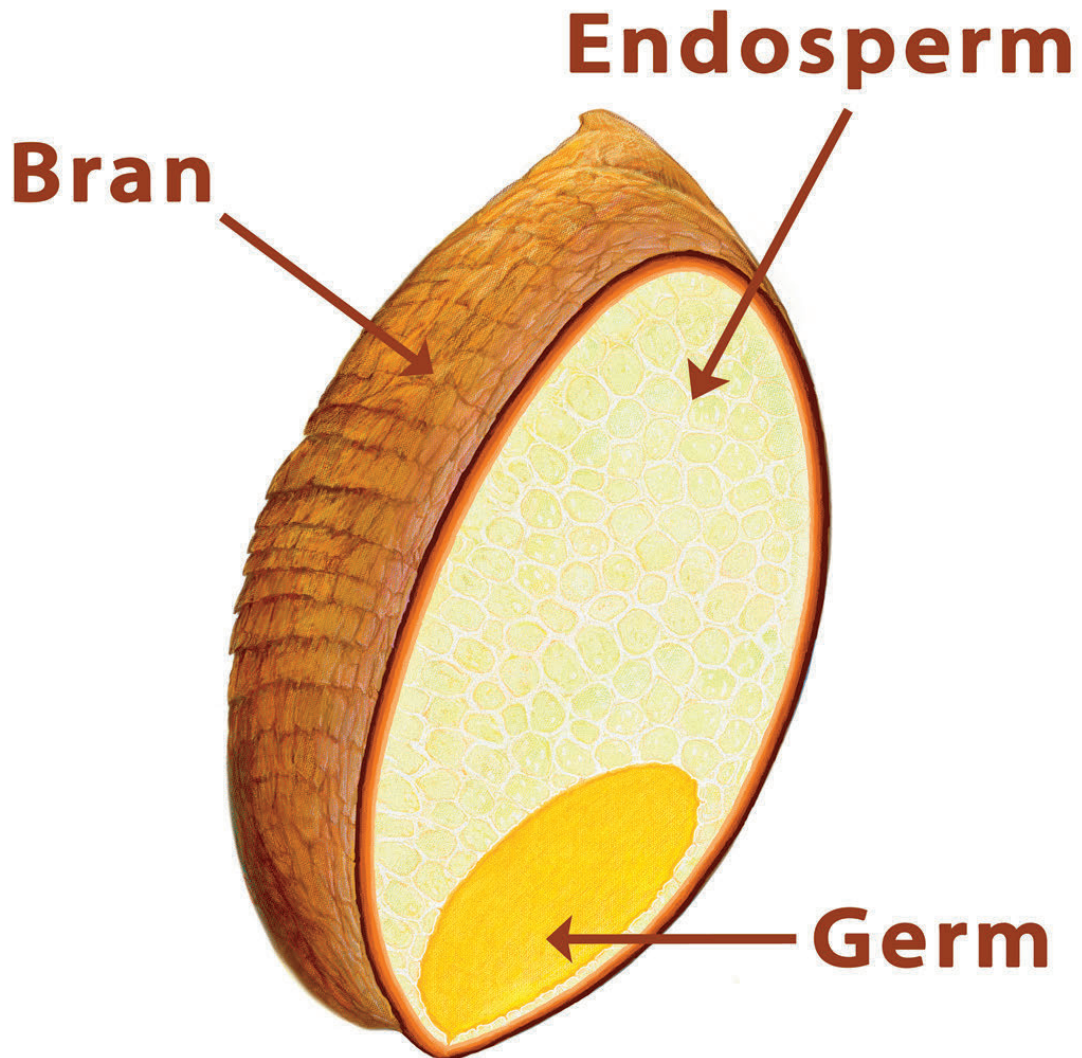
Take a small handful of wholegrain flour.

Look at it and notice the three elements.

Move it around in your hand.

Reflect on any areas of your life that feel 'white bread': filling but not nourishing.

Pray that Jesus, the whole-grain 'bread of life', would come and bring more goodness to your life.



Grain Anatomy

WHOLEGRAINSCOUNCIL.ORG

Water



You will need

- Copy of the instruction card (print pages 28-30)
- Cups filled with water
- Jug of water
- Blue cloth fabric to cover the table

Display

- Drape the blue fabric across the table
- place instruction cards at each side of the table
- fill cups and jug with water
- have a place for people to place their empty/used cups



Water

Without the water gathering everything together there would be no dough, only a pile of ingredients.

Although you can't see it, there's a lot that happens when you mix flour with water, and it's all to do with two proteins (glutenin and gliadin) that are dormant within the dry flour.

Without these proteins being brought back to life there would be no bread. Glutenin is attracted to water and unravels when it's added to the flour.

This forms the strands that allow the dough to stretch. Gliadin stays dormant in the presence of water and interrupts the stretch in the dough.

This allows new shapes or forms to be made in the dough.

The water brings change and new possibilities.



Water

Water is often used as a symbol of the Holy Spirit: the very presence of God living in us. The Holy Spirit always brings change when she comes: she is what stretches and reshapes us, a little like the dough. The Holy Spirit helps to stretch us for the challenge of living and giving more generously of ourselves. The Holy Spirit draws us together into community, giving us a context to share ourselves and all that God has given to us.

We see this breathed into life in the early church life described in Acts 4:

“All the believers were one in heart and mind. No one claimed that any of their possessions was their own, but they shared everything they had ... And God’s grace was so powerfully at work in them all that there were no needy persons among them. “



Water

Take some water and have a drink.

Take your time, and as the water is in your mouth
remind yourself that water is life.

As you continue to drink pray for the Holy Spirit to
come to stretch you into a life of generosity, and
gather you into a community where that generosity
can be expressed.

Salt



Salt is not essential for making bread, but it improves the bread in almost every way when added in the correct quantity.

You will need

- Copy of the instruction cards (print pages 32+33)
- Tablecloth to cover the table
- Small dishes containing salt
- Different types of salt

Display

- Drape the tablecloth on the table
- place instruction cards
- place different types of salt and their containers around the table



Salt

'If you want to find out what salt does for your loaf, try and leave it out and take a bite...' (anonymous quote).

Salt is the supporting act when it comes to bread making. You can make bread without it, but the bread is better in all sorts of ways when salt is present.

Salt tightens the gluten structure which adds strength to the dough, and helps it to retain the carbon dioxide that is made as the yeast ferments. This gives the dough volume. Salt slows the yeast down, stopping it from fermenting too quickly. Salt adds taste to the bread and helps to bring out the subtle flavours and aromas that are present in the flour. Salt even helps the crust to have that lovely brown colour. When added in the right quantity salt transforms the bread by changing virtually everything for the better. The phrase 'salt of the earth' has come to mean a nice but possibly bland person, but when Jesus said 'You are the salt of the earth', as part of his sermon on the mount, that's not what he meant at all.



Salt

Lick your finger.

Sprinkle a few grains of salt on and taste. Is that nice?

No. It is vibrant and zingy and full of life. It enriches and flavours everything that it touches. The salt of the earth is one that transforms the bland into the extraordinary; that gives of itself to bring flavour and vitality into the world.

It does this, not through choice but, just by the very nature of what it is.

Jesus said we are the salt of the earth: giving generously, sacrificially, of ourselves to transform our earth into God's Kingdom.

As the flavour is still in your mouth pray that you would truly be 'salt of the earth' as Jesus truly meant it: enriching the world and demonstrating God's Kingdom.

Matthew 5:13

"You are the salt of the earth. But if the salt loses its saltiness, how can it be made salty again? It is no longer good for anything, except to be thrown out and trampled underfoot."

Yeast



You will need

- Copy of instruction cards (print pages 35-37)
- Tablecloth
- Yeast in different packaging
- pens or pencils
- small slips of paper

Display

- Set up the table and drape with tablecloth
- Place the instruction cards on the table
- Place paper and pens for people to write their prayer offering



Yeast

Matthew 13:33

Jesus said: "The Kingdom of Heaven is like the yeast a woman used in making bread. Even though she put only a little yeast in three measures of flour, it permeated every part of the dough."

The job of the yeast is to make the dough breathe by building on the processes that have come before.

Yeast, a type of fungus, eats the sugars that have been released by the mixing of the flour and water and they release carbon dioxide and alcohol into the dough.

The carbon dioxide is held in the dough structure and it expands: known as rising. When the temperature, salt content, and water quantity is right, and the dough is left for the right amount of time, the growth caused by the yeast can be staggering. It can triple in size, or even more!

This part of the bread process is organic, and we can't control it. We have set up the context in which it happens by bringing the ingredients together, but ultimately it does its own thing in its own time.



Yeast

We see throughout scripture that where people put what they have into the hands of Jesus there can be wonderful transformation and growth. One example of this is the miracle of the feeding of the 5000.

According to John's gospel (chapter 6) this whole miracle was enabled because a boy was willing to give his picnic over to be shared with the crowds.

This generosity set the context in which the miracle could take place, and by which all the people were fed with baskets left over at the end. Generosity and growth come hand in hand. Generosity breathes the breath of God into lives and communities. Generosity sets the context in which God's Kingdom can grow.



Yeast

Think about what you have in your hands that you need to offer to Jesus, knowing that he has the power to bring growth to his Kingdom with it.

It could be time, a skill or talent, physical resources (like use of a car or your house) or it could be money.

Write it down on the piece of paper, fold it, and with a prayer place it in the offering bowl on the table.

Taste and See



You will need:

- Copies of instruction cards (print pages 39-41)
- Tablecloth
- Autumnal fabric (optional)
- chopping boards
- Fresh Breads
- Jams and spreads
- Butter knife/s

Tip: Create height in your presentation by covering boxes with fabric

Display

- Set up the table and drape with tablecloth
- Place the instruction cards on the table
- Arrange the assorted breads and jams on the table

You may include a gluten-free/allergy-friendly bread station with separate utensils and boards



Taste and See!

Breadmaking is the culmination of hours of work and waiting! Once the waiting is done and the bread is baked we can enjoy it with so many wonderful things... oil, butter, cheese, vinegar, soup, chip butties, chocolate spread, jam, marmalade... the list is endless.



Taste and See!

Take some bread and your favourite topping: eat and enjoy.

As you eat take some time to think about the good things of your life. It's easy to spend a lot of time focussing on what we don't have, or the things we would like, and ignoring what God has already given to us.

Think about God's gifts to you: family, friends, home, car, health, job or vocation, income, skills, imagination, savings... this list is endless too, and just as individual as you are!

*Pray to God and say thank you for all the good things in your life.
Use these words if they help you to pray:*

Pray

Generous God,

Creator of heaven and earth,

We thank you that you bless us with an abundant harvest. Grant that the bread that your son Jesus Christ Shares with us, we may also share with others that our generosity in response to your loving providence

May be life giving and life long.

In Jesus name we pray.

Amen.

If you have used and enjoyed these resources,
please do send your feedback to:
lucia.miller@liverpool.anglican.org

With thanks to the National Giving Team for
their support in developing these resources.

